



QUALITY SPECIFICATIONS

General Characteristics of Solidfloor™ engineered flooring

General features:

This document specifies engineered wooden flooring manufactured from natural materials, suitable for indoor use as floorcovering under the required (normal dry) climatic conditions.

Wooden flooring in this document is considered as 'a laminated construction with a top layer of solid wood on a basis of additional layer(s) of wood, or wood-based materials, glued together'.

The cross laminated construction minimizes the possibility of the wood to move (shrink or swell) under changing climatic conditions. Suitable for use in normal interior (RH) humidity Levels.

The flooring is suitable for installation by means of the following methods:

Floating

Glued down

Stapled down

General grading:

Specific rules for Classification and Grading are given in below tables

In general, all used timber for Solidfloor wood flooring must be sound and free from mould, decay or rot . There will be variations from panel to panel , but the total impression of the installed floor shall show a homogeneous character of each classification.

Please note that no two floors (or even panels) are the same!

The floors pictured or sampled are an example of the look that may be expected from each classification or grade, and in no way are intended to provide an exact look of the installed floor.

Oil finishing of wood surfaces

As far as applicable, Solidfloor engineered flooring has been prefinished with industrial oil. The majority of Solidfloor (Level 1) is based on a combination of vegetable oil components, isoparaffin solvent and unleaded drying agents, especially developed for production of hardwearing wooden floors. It means that the wood is impregnated with oil as deep inside the grain as possible, without leaving a visual coating film of oil on the surface, which produces a special natural look and touch. The optical effect of gloss Level will be 'silky matt'. For these floors it is essential to treat your floor with an extra layer of Solidfloor oil or Solidfloor Ultimate Hardwax oil immediately after installation. For this, your floor must be clean and dust-free. Do not use the Solidfloor woodcleaner this first time. Apply only a thin layer of oil. If this is not sufficient then repeat this.

Another segment of the Solidfloor range is industrial treated with High Solid oil (Level 2). These floors do not require any application directly after installation. Cleaning with Solidfloor wood cleaner is however recommended. The first maintenance treatment has to be done when desired. If the floor is well maintained, you should not need to do this more than once a year. But do not wait until the oil coating is worn or abraded before maintaining your floor.

Note: In order to ensure a lasting pleasure of the oiled floor, it is necessary to correctly treat the floor directly after first installation. With the right care and maintenance, the oiled floor will become increasingly easy to clean and more hardwearing as the wood cleaning protects the floor with an invisible film, making the floor more resistant to dirt. The right maintenance for oiled wood surfaces are provided in our Solidfloor maintenance instructions.

Glue bonding:

Glues used are all Class 1: dry interior EN 314-2.

Formaldehyde emission:

Emission class: E1 in accordance with EN 14342

Packaging and Marking

Packs shall have labels on the head of the pack, mentioning:

- Article number
- Commercial name and/or treatment steps of the relevant design
- Size of the article
- Barcode
- Content per pack (in pcs and m2)

Pallets shall have at least 2 bulk-labels, mentioning:

Purchase order number

Article number

Product description

Amount of packs on the pallet

Each pack can have a maximum of 30% in split lengths with a minimum of 60 cm long.

Under floor heating and cooling

Installing a Solidfloor floor in combination with under floor heating and cooling can be easily achieved and will ensure your home is as comfortable as possible. When installing a wooden floor in combination with under floor heating and cooling you must, however, follow a number of specific guidelines

www.solidfloor.com.

Humidity

Wood is a natural product and reacts to the conditions of the room in which it is installed. Shrinkage or cracking can occur when the humidity is too low. The best condition for a wooden floor is a relative air humidity of between 40% and 65%. Shrinkage may occur when the relative air humidity is lower making the use of a humidifier a requirement. Despite these measures, there is a small chance that gaps, cracks or checks may occur when under floor heating is used especially in the winter, or when the relative air humidity is low.

CE marking

All produced Solidfloor engineered flooring complies with the requirements of EN14342:2005+A1:2008. This is evidenced by the fact that each pack is marked with the CE logo confirming conformity to the norm.



Wood species:	Oak / Quercus spp		
	Nature grade	Rustic grade	Extra Rustic grade
	Mill Run		
Description face appearance	Wood with some very small knots and slight variations in colour and texture.	Wood with knots, natural colour and texture variation.	Wood with knots. Exciting variations in colour and texture in harmony.
Sound sapwood, included sapwood	Permitted up to 15% of the surface if well stained and colour match with the surrounding wood.	Permitted up to 40% of the surface if well stained and colour match with the surrounding wood.	Permitted up to 40% of the surface if well stained and colour match with the surrounding wood.
*Sapwood shall always be stained colour matched with the surrounding area.			
Knots			
a. Sound knots	Permitted if diameter ≤15mm if not grouped together.	Permitted if diameter ≤80mm	No limitations
b. Unsound knots	Permitted if diameter ≤15mm if not grouped together.	Permitted if diameter ≤40mm	No limitations
c. Knot holes	Not permitted.	Permitted if diameter ≤30mm	Permitted if diameter ≤30mm
Splits or stars in knots and knot holes shall be properly filled!			
Checks or split	Not permitted.	Permitted if properly filled and colour match with the surrounding wood surface. The width ≤2mm. The length ≤ width of the element. End splits not permitted.	Permitted if properly filled and colour match with the surrounding wood surface. The width 15mm maximum. The length <50% of the plank. End splits permitted.
Biological attack	Not permitted.	Not permitted.	Not permitted. Pinholes permitted if they are occasional, scattered and well puttied without discoloration.
Black / brown streaks	Not permitted.	Permitted if the length is not longer than the panel's width.	Permitted, no limit.
Brown heart	Not permitted.	Permitted, no limit.	Permitted, no limit.
Medullary ray	Permitted, no limit.	Permitted, no limit.	Permitted, no limit.
Slope of grain	Permitted, no limit.	Permitted, no limit.	Permitted, no limit.
Bark pockets	Not permitted.	Not permitted.	Permitted, must be firm.
Telegraphing (core)	Not permitted.	Not permitted.	Not permitted.
Other defects which are not indicated	Not permitted unless they resemble a defect already defined in which case they shall be considered under that defect.		
*To allow for unavoidable classification differences, 3% of the panels in a batch may be from other classes at maximum!			



Very Important: Hand scraped and brushed floors cannot be re-sanded since it will change the appearance of the product.

Wood is a natural product. Therefore you may see variations in colour and structure from board to board. The images in this document are only indicative of the appearance you can achieve.

EXPLANATION OF ICONS IN PRODUCTPASSPORTS



Nederlands
English
Deutsch
Français



Drijfhout
Driftwood
Treibholz
Bois flotté



Gerookt
Smoked
Geräuchert
Fumé



Dikte
Thickness
Stärke
Épaisseur



Uitgeboende noesten
Scrubbed knots
Ausgeböstete Äste
Raboté



Geborsteld
Brushed
Gebürstet
Brossé



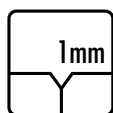
Gradatie
Gradation
Sortierung
Gradation



Fijnbezaagd
Fine sawn
Feinsägeschnitt
Scié



Diep geborsteld
Deep brushed
Tief gebürstet
Brossé profond



Velling
Bevel
Fase
Chanfrein



White washed
White washed
Weiß gekälkt
Cérusé blanc



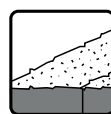
Handgeschraapt
Handscraped
Handgehobbelt
Raboté a la main



Oxidatief geolied
Oxidative oiled
Oxidatief geölt
Huilé oxydé



Black washed
Black washed
Schwarz gekälkt
Cérusé noir



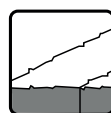
Verouderd
Distressed
Gealtert
Vieilli




High Solid
High Solid
UV geölt
High Solid



Gekleurd
Coloured
Gefärbt
Coloré



Kantverouderd
Edge distressed
Kant gealtert
Chanfrein vieilli




Wit geolied
White oiled
Weiß geölt
Huilé blanc




Brandklasse
Fire class
Brandklasse
Classe de feu



Thermisch behandeld
Thermo treated
Thermobehandelt
Traitement thermique



Naturel geolied
Natural oiled
Natur geölt
Huilé naturel



Legpatronen
Pattern
Verlegemuster
Forme de pose



Geschikt voor vloerkoeling
Suitable for floorcooling
Geignet für Fußbodenkühlung
Adapté pour sol rafraîchissant



Geschikt voor vloerverwarming
Suitable for (under)floor heatment
Geignet für Fußbodenheizung
Adapté pour Chauffage au sol

Vintage Kinabalu FSC



15/4, 2200x220mm, Oak



PRODUCT MEASUREMENTS

Pieces per pack:	4 pieces
M² per pack	1,936 m²
Weight per pack:	19 kg
Split lengths per pack:	25% minimal 60cm long

SIZE TOLERANCES ACC EN 13489

Length:	± 0,2%
Width:	± 0,2mm
Thickness:	Facelayer: 3,5-4,0mm Total: 15mm ± 0,2mm
Lipping (between elements):	≤ 0,2mm
Squareness:	≤ 0,2% over the width
Cup:	≤ 0,2% over the width
Spring:	≤ 0,1% over the length
Bowing	< 1% of the length

OTHER SPECIFICATIONS

Formaldehyde emission:	E1
Thermal insulation value:	R=0,115m² k/w
Brinell hardness:	average HB 3.7
Connection:	T&G

ADDITIONAL SPECIFICATIONS

INSTRUCTIONS AND MAINTENANCE

Immediately oiling after installation
 Maintain with Solidfloor™ Ultimate Hardwax White
 Suitable for floor heating & cooling (see www.solidfloor.com)